

TALBERT ARCHITECTURAL PANELS & DOORS INC

711 S. STIMSON AVE
 CITY OF INDUSTRY, CA 91745
 P: 714.671.9700 F: 714.671.9770

Authorized by: _____

Customer: _____

Via: _____

Collect

Prepaid and charge

Required: ___/___/___

Date: ___/___/___

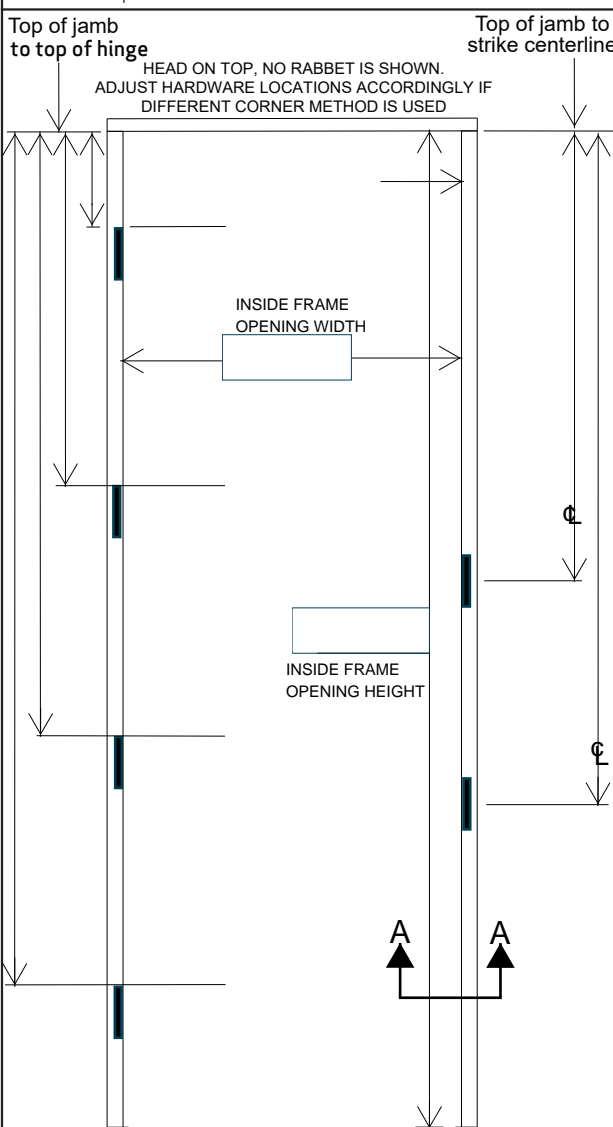






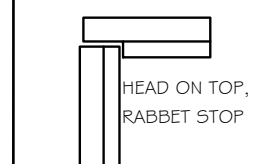
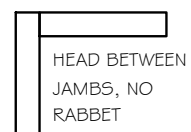
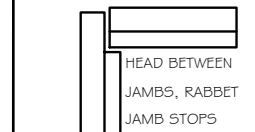
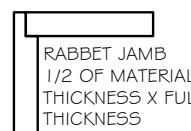
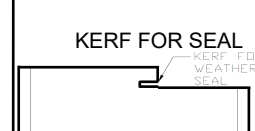












Page: ___ of ___

Ship to: Same

Job site: _____

Your order #: _____

Quote: _____

Quantity _____	Species _____ Solid _____ Veneered _____	Jamb Thickness ① <input type="checkbox"/> 3/4" standard jamb <input type="checkbox"/> 1" jamb	Fire Rating _____ <input type="checkbox"/> Other: _____	JAMB TYPES																																																												
<p>Top of jamb to top of hinge</p> <p>HEAD ON TOP, NO RABBET IS SHOWN. ADJUST HARDWARE LOCATIONS ACCORDINGLY IF DIFFERENT CORNER METHOD IS USED</p>  <p>Top of jamb to strike centerline</p> <p>INSIDE FRAME OPENING WIDTH</p> <p>INSIDE FRAME OPENING HEIGHT</p>		<p>Door thickness</p> <p>Door Stop Gaps: 1/16" 1/8" 3/8"</p> <p>Door stop: 3/8" 1/2" 5/8"</p> <p>Wall thickness / Jamb Depth</p> <p>Note: _____</p>	<p>① <input type="checkbox"/> FLAT JAMB (J _____) </p> <p>② <input type="checkbox"/> APPLIED T-STOP (J _____) </p> <p>③ <input type="checkbox"/> SINGLE RABBET (J _____) </p> <p>④ <input type="checkbox"/> DOUBLE RABBET (J _____) </p> <p>⑤ <input type="checkbox"/> SPLIT (J _____) </p>																																																													
		<table border="1" style="width: 100%; border-collapse: collapse;"> <thead> <tr> <th style="width: 25%;">Door #'s</th> <th style="width: 25%;">Hand</th> <th style="width: 25%;">Door #'s</th> <th style="width: 25%;">Hand</th> </tr> </thead> <tbody> <tr><td> </td><td> </td><td> </td><td> </td></tr> <tr><td> </td><td> </td><td> </td><td> </td></tr> <tr><td> </td><td> </td><td> </td><td> </td></tr> <tr><td> </td><td> </td><td> </td><td> </td></tr> <tr><td> </td><td> </td><td> </td><td> </td></tr> <tr><td> </td><td> </td><td> </td><td> </td></tr> <tr><td> </td><td> </td><td> </td><td> </td></tr> <tr><td> </td><td> </td><td> </td><td> </td></tr> </tbody> </table>	Door #'s	Hand	Door #'s	Hand																																	HANDING CHART																									
Door #'s	Hand	Door #'s	Hand																																																													
<p>Hinges</p> <p>Type # _____</p> <p>Thickness _____</p> <p>Height _____</p> <p>Backset _____</p> <p>Corner <input type="checkbox"/> Square <input type="checkbox"/> 1/4" Radius <input type="checkbox"/> 5/8" Radius <input type="checkbox"/> Other _____</p>		<table border="1" style="width: 100%; border-collapse: collapse;"> <thead> <tr> <th style="width: 33%;">STRIKE</th> <th style="width: 33%;">LOCK</th> <th style="width: 33%;">DEAD LOCK</th> </tr> </thead> <tbody> <tr> <td>Manufacturer _____</td> <td> </td> <td> </td> </tr> <tr> <td>Template # _____</td> <td> </td> <td> </td> </tr> <tr> <td>1 1/8" x 2 3/4" <input type="checkbox"/></td> <td>SQUARE <input type="checkbox"/> RADIUS <input type="checkbox"/></td> <td>SQUARE <input type="checkbox"/> RADIUS <input type="checkbox"/></td> </tr> <tr> <td>1 1/8" x 3 1/2" <input type="checkbox"/></td> <td>SQUARE <input type="checkbox"/> RADIUS <input type="checkbox"/></td> <td>SQUARE <input type="checkbox"/> RADIUS <input type="checkbox"/></td> </tr> <tr> <td>Other sq <input type="checkbox"/> RAD <input type="checkbox"/></td> <td> </td> <td> </td> </tr> <tr> <td>No lip <input type="checkbox"/></td> <td> </td> <td> </td> </tr> <tr> <td>HARDWARE</td> <td>MODEL</td> <td>TEMPLATE #</td> </tr> <tr> <td>Panic bar strike</td> <td> </td> <td> </td> </tr> <tr> <td>Concealed overhead stop</td> <td> </td> <td> </td> </tr> <tr> <td>Door closer</td> <td> </td> <td> </td> </tr> <tr> <td>Electric strike</td> <td> </td> <td> </td> </tr> <tr> <td>Pivot</td> <td> </td> <td> </td> </tr> <tr> <td>Roller latch strike</td> <td> </td> <td> </td> </tr> <tr> <td>Electric power transfer</td> <td> </td> <td> </td> </tr> <tr> <td>Flush bolt strike</td> <td> </td> <td> </td> </tr> <tr> <td>Other _____</td> <td> </td> <td> </td> </tr> </tbody> </table>		STRIKE	LOCK	DEAD LOCK	Manufacturer _____			Template # _____			1 1/8" x 2 3/4" <input type="checkbox"/>	SQUARE <input type="checkbox"/> RADIUS <input type="checkbox"/>	SQUARE <input type="checkbox"/> RADIUS <input type="checkbox"/>	1 1/8" x 3 1/2" <input type="checkbox"/>	SQUARE <input type="checkbox"/> RADIUS <input type="checkbox"/>	SQUARE <input type="checkbox"/> RADIUS <input type="checkbox"/>	Other sq <input type="checkbox"/> RAD <input type="checkbox"/>			No lip <input type="checkbox"/>			HARDWARE	MODEL	TEMPLATE #	Panic bar strike			Concealed overhead stop			Door closer			Electric strike			Pivot			Roller latch strike			Electric power transfer			Flush bolt strike			Other _____			<table border="1" style="width: 100%; border-collapse: collapse;"> <thead> <tr> <th style="width: 50%;">FLAT JAMB, NO STOPS</th> <th style="width: 50%;">SINGLE RABBET JAMB PROFILE</th> </tr> </thead> <tbody> <tr> <td style="text-align: center; vertical-align: middle;">  HEAD ON TOP, NO RABBETS </td> <td style="text-align: center; vertical-align: middle;">  HEAD ON TOP, RABBET STOP </td> </tr> <tr> <td style="text-align: center; vertical-align: middle;">  HEAD BETWEEN JAMBS, NO RABBET </td> <td style="text-align: center; vertical-align: middle;">  HEAD BETWEEN JAMBS, RABBET JAMB STOPS </td> </tr> <tr> <td style="text-align: center; vertical-align: middle;">  RABBET JAMB 1/2 OF MATERIAL THICKNESS X FULL THICKNESS </td> <td style="text-align: center; vertical-align: middle;">  KERF FOR SEAL </td> </tr> </tbody> </table>		FLAT JAMB, NO STOPS	SINGLE RABBET JAMB PROFILE	 HEAD ON TOP, NO RABBETS	 HEAD ON TOP, RABBET STOP	 HEAD BETWEEN JAMBS, NO RABBET	 HEAD BETWEEN JAMBS, RABBET JAMB STOPS	 RABBET JAMB 1/2 OF MATERIAL THICKNESS X FULL THICKNESS	 KERF FOR SEAL
STRIKE	LOCK	DEAD LOCK																																																														
Manufacturer _____																																																																
Template # _____																																																																
1 1/8" x 2 3/4" <input type="checkbox"/>	SQUARE <input type="checkbox"/> RADIUS <input type="checkbox"/>	SQUARE <input type="checkbox"/> RADIUS <input type="checkbox"/>																																																														
1 1/8" x 3 1/2" <input type="checkbox"/>	SQUARE <input type="checkbox"/> RADIUS <input type="checkbox"/>	SQUARE <input type="checkbox"/> RADIUS <input type="checkbox"/>																																																														
Other sq <input type="checkbox"/> RAD <input type="checkbox"/>																																																																
No lip <input type="checkbox"/>																																																																
HARDWARE	MODEL	TEMPLATE #																																																														
Panic bar strike																																																																
Concealed overhead stop																																																																
Door closer																																																																
Electric strike																																																																
Pivot																																																																
Roller latch strike																																																																
Electric power transfer																																																																
Flush bolt strike																																																																
Other _____																																																																
FLAT JAMB, NO STOPS	SINGLE RABBET JAMB PROFILE																																																															
 HEAD ON TOP, NO RABBETS	 HEAD ON TOP, RABBET STOP																																																															
 HEAD BETWEEN JAMBS, NO RABBET	 HEAD BETWEEN JAMBS, RABBET JAMB STOPS																																																															
 RABBET JAMB 1/2 OF MATERIAL THICKNESS X FULL THICKNESS	 KERF FOR SEAL																																																															