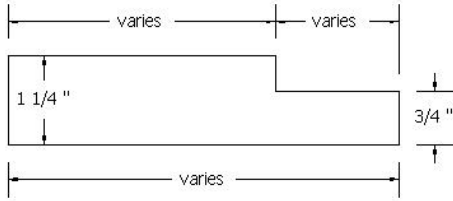
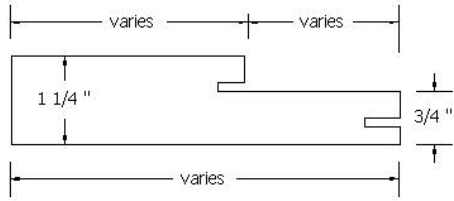


TALBERT ARCHITECTURAL JAMB TYPE DETAILS

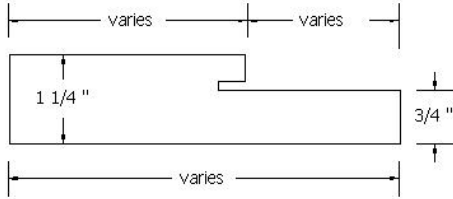
SINGLE RAB NON KERFED



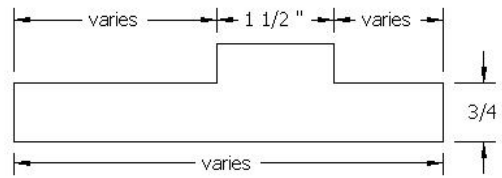
SINGLE RAB KERF FOR WS KERF FOR DW 1 SIDE



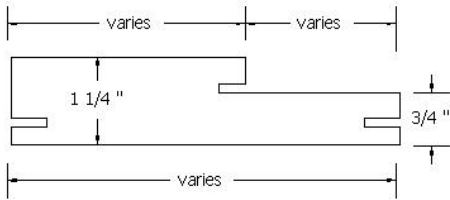
SINGLE RAB KERFED



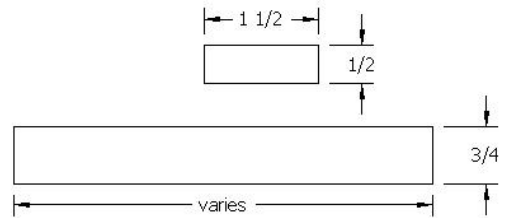
DOUBLE RAB - SOLID



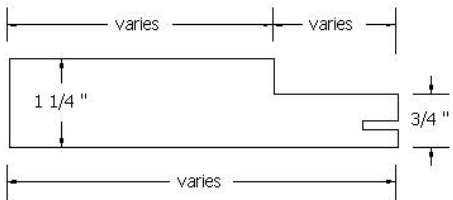
SINGLE RAB KERF FOR WS/ KERF FOR DW 2 SIDES



FLAT JAMB/LOOSE STOP



SINGLE RAB DW KERF 1 SIDE



SINGLE RAB DW KERF 2 SIDES

